

TECHNICAL ADVICE DOCUMENT

Scrap coil in well - Trostre

1. This Technical Advice Document applies to

- The transportation of scrap coils in the well from Trostre.
- Scrap coil weights of up to 10 tonnes each.
- This document **DOES NOT** cover narrow coils.

The internal friction factor for coils, determined as per EN 12195-1:2010 Annex B.1.2 is $\mu=0.30$

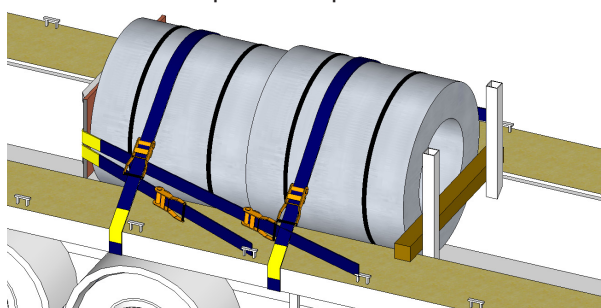
2. Essential requirements

- ALL scrap coils must have a minimum of 2 off circumferential bands fitted.
- Well trailers with a minimum 30° well angle.
- All webbing straps must have a minimum lashing capacity of 2000 daN and must be compliant with EN 12195-2.
- Load coils tight against the front of the coil well, or against heavy duty well posts, with all coils butted up together.
- Well posts must have a minimum cross-section of 90mm x 90mm x 5mm thick.
- Suitable timber dunnage placed between the coils and the well posts to prevent forward telescoping.
- Well boards with the addition of 2 webbing straps (pulling forwards) must be used to prevent rearwards telescoping.
- 1 webbing strap over the top of each coil.
- Webbing sleeve edge protection must be used on all edges in contact with the webbing straps.
- Consider axle weight loadings at all times.

3. Load configuration and restraint

3.1 Restraint system using stanchions

- ✓ Stanchions: 90mm x 90mm x 5mm minimum.
- ✓ Timber dunnage to cover coil bore (See Table 1).
- ✓ Well board with 2 webbing straps to prevent rearward telescoping + 1 over-the-top restraint per coil.



LC 2000 daN straps



Table 1: Minimum blocking height (mm)

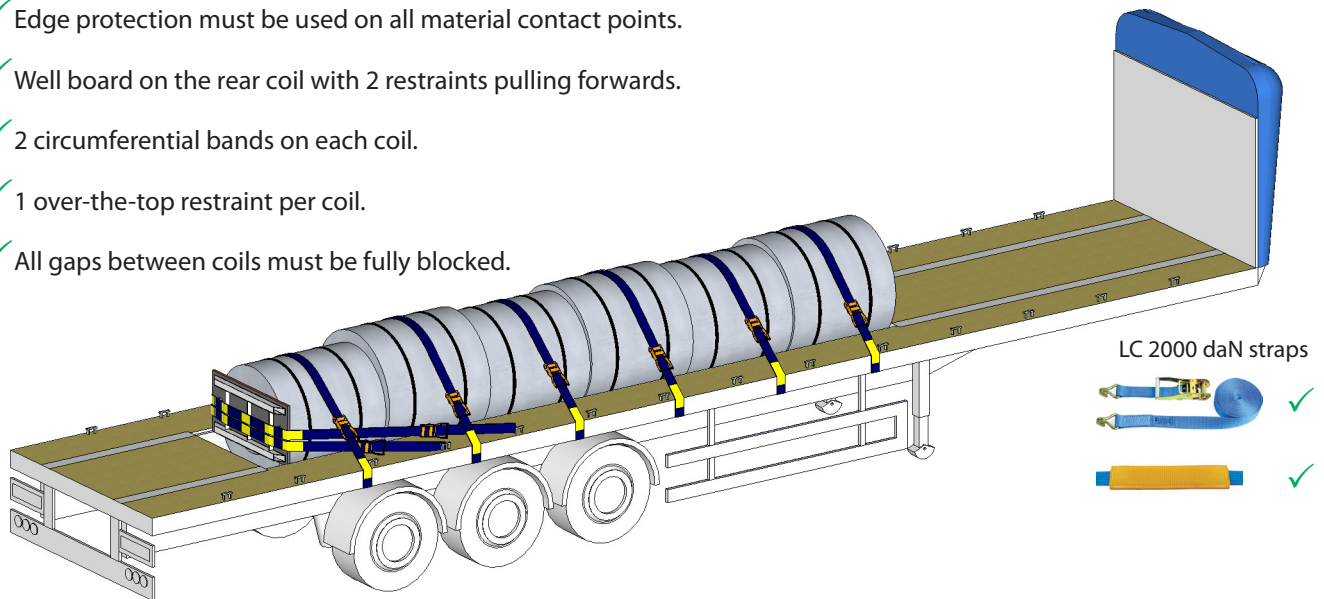
Coil Outside Diameter	Minimum blocking height
1400	100
1500	150
1600	190
1700	230
1800	270
1900	300
2000	340
Max height	450

TECHNICAL ADVICE DOCUMENT

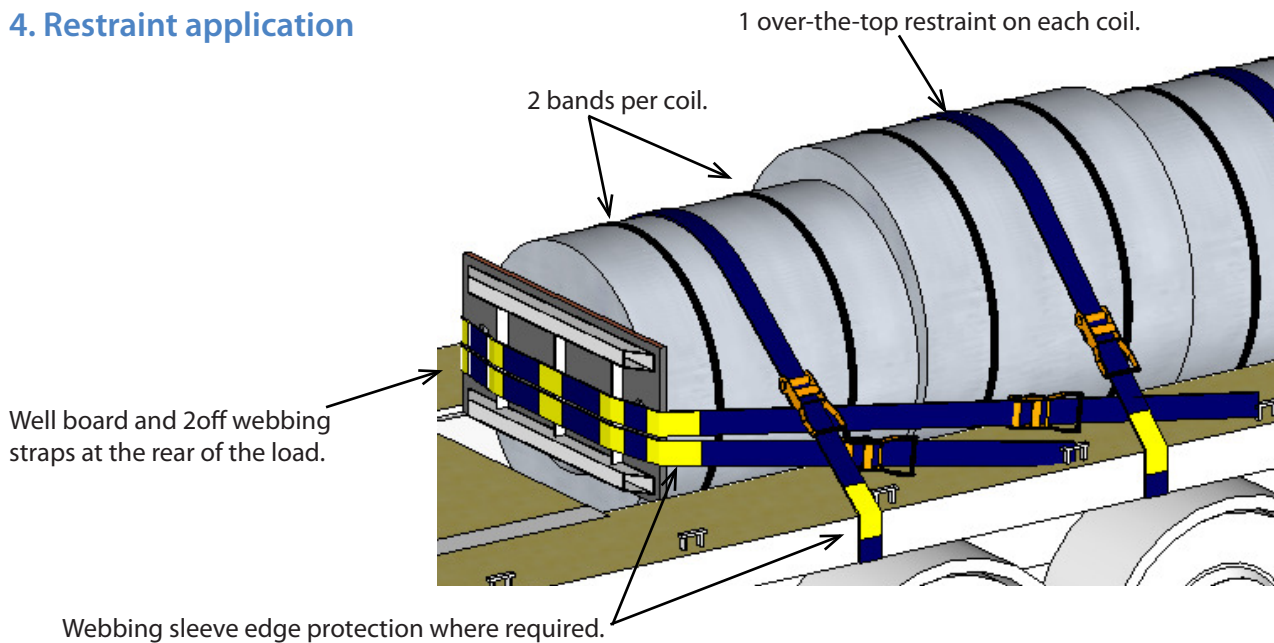
Scrap coil in well - Trostre

3.2 Restraint system - blocked to front of well

- ✓ Edge protection must be used on all material contact points.
- ✓ Well board on the rear coil with 2 restraints pulling forwards.
- ✓ 2 circumferential bands on each coil.
- ✓ 1 over-the-top restraint per coil.
- ✓ All gaps between coils must be fully blocked.



4. Restraint application


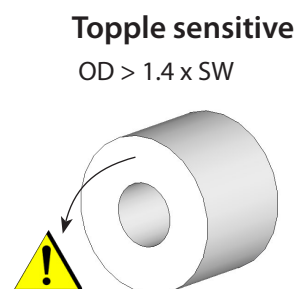
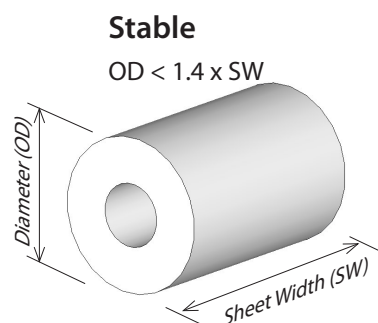


Note:

✓ **Stable coils**
10 tonnes max

! **Topple sensitive**
10 tonnes max

✗ **Topple sensitive**



Care has been taken to ensure that the contents of this publication are accurate, but Tata Steel Europe Limited and its subsidiaries do not accept responsibility or liability for errors or information that is found to be misleading.